

Binaural Wireless Hearing Aid

Materials:ABS Plastic + Silicone

Bluetooth version: 5.0

Bluetooth distance: 10meters

Headphone battery capacity:35mA

Storage box battery capacity:300mA

Playing time:4-5hours

Recorder box charges:1-2hours

Standby time□120hours

NC Level□□25DB


Frequency: 2.4GHz

Box size: 73*45*25MM



TWS Binaural Wireless Hearing Aid





White



Black



Blue




Purple

Wireless Bluetooth transmission

Wireless Bluetooth 5.1, 10 meters distance transmission



Smart noise reduction



Use in multiple scenarios



One-on-one
communication



Watching TV



Play the music



conversation



From the
conversation



Children
communication



HOW TO USE

Open the charging compartment, wait for the green/orange light to go out, and the headset prompts that the pairing is successful.

Open the charging compartment, wait for the green/orange light to go out, and the headset prompts that the pairing is successful. The earphones can be used individually or in pairs. In the state of playing music, touch the middle of the earphone handle with your hand, and the music sound of the music will change from small to large, and the volume can be controlled in a total of 16 levels

Pinch 1.5S to play music, then pinch 1.5S to pause the music

To answer the incoming call, tap 1S, and tap 1S to turn off the phone.

Hearing aid/assisted hearing mode, the 3S earphone has a prompt volume sound, indicating that the hearing aid auxiliary mode is turned on, and at the same time, the music can be played or paused without affecting the hearing aid function

In the hearing aid mode, the music volume can be adjusted.

You can use APP to pair earphones to adjust the effect of hearing aid magnification and adapt to different groups of people.

TWS Binaural Wireless Hearing Aid

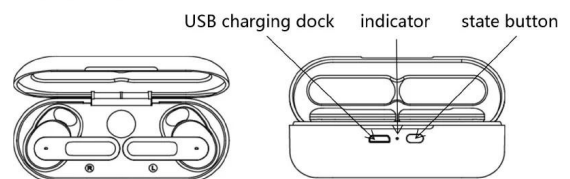


IMPORTANT FUNCTIONS

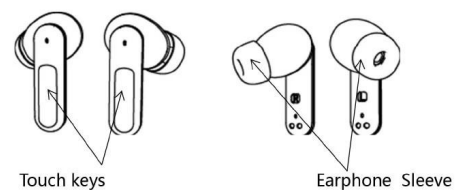
Wearing this hearing aid can significantly improve hearing

OPERATION INTRODUCTION

CHARGE WAREHOUSE



TWS EARPHONE



CHARGING COMPARTMENT FUNCTION

NO	Function	operational approach	LED indication
1	Charging the charging compartment	Connect lightning cable	When charging, the orange light flashes for a long time, and the orange light turns to green light for 3s after fully charged. Less than full power: the orange light keeps on for 8s;
2	Stop charging	Press the trigger button to unplug the lightning cable	Green light is on last 3s
3	Earphone in warehouse	Put the earphones in the compartment (after the earphones are in contact with the charging contacts)	Electricity> 10%, green light flash 1 time ; Electricity <=10%, orange light flash 1 time ;
4	Headphone out of warehouse	Headphone release bin (after the headphone leaves the charging contacts)	Electricity> 10%, green lightflash 1 time ; Electricity <=10%, orange light flash 1 time ;
5	low battery	When the power level of the trigger button is 0, remind	Orange light last flash, 3s
6	Charging compartment battery check	Short press button	Electricity> 25%, green light flash 1 time ; Electricity <=25%, orange light flash 1 time,;
7	Uncap	Open the charging compartment cover	Electricity> 10%, the green light turns on for 3 seconds and then goes out; Electricity <=10%, range light Flash 3 times;
8	Close the lid	Close the charging compartment cover	Electricity> 10%, the green light turns on for 3 seconds and then goes out; Electricity <=10%, the orange light turns on for 3s and goes out;
9	In-house matching	Open the cover, the green light/orange light is on and the headset is paired in the compartment	Pairing successfully: the headset will prompt the pairing success message ONE TWO; Pairing failed: no prompt;
10	Full battery prompt	After fully charged	When it reaches full power: the green light is always on; When the lightning line is connected; When the battery is not full, press the button shortly, the orange light flashes for a long time; Fully charged, short press the button, the green light flash 1 time.

PROMPT TONE

Key pattern	Function	functional operation	LED indicate	voice prompt
MFB	Power on	open a position	The green light goes out	POWER ON
	Power off	Warehousing	Green light out	POWER OFF
	Match	Warehouse Entry/Exit	Green light out	ONE TWO
	Hearing Aid Mode	Default	NA	
	Pure Bluetooth mode	Touch & Hold 3s	NA	The beep goes on twice
	Answering calls	Short Press	NA	One beep
	hang up	Long press 1s/ double click	NA	One beep
	Decline calls	Long press 1 NA	NA	One beep
	play music	Long press 1.5s	NA	One beep
	Pause	Long press 1.5s	NA	One beep
V+/V-	volume plus	Double click for 0.5s / hearing aid volume plus one level, a total of 6 levels, the volume is cycled from high to low	NA	Beep. . . .

HEARING AID SPECIFICATIONS

Hearing aid specifications	sensitivity of a pickup	-38dB
	Pickup distance	3-5m
	Pickup noise suppression	-60db
	Howling suppression ratio	-40db
	Pickup gain	-30db
	Pickup frequency	125HZ-10KHZ

BLUETOOTH SPECIFICATIONS

Bluetooth specifications	DSP	QC9864BT
	Bluetooth version	5.1
	Frequency range	2.402GHz-2.480GHz
	transmission distance (unobstructed)	≤15meter
	Track system	Stereo
	Speaker Impedance	32Ω/Φ10mm
Output specifications	Audio Power Output(Max)	135mW
	Headphones Sensitivity	120dB
	Frequency range	20HZ-20KHZ
	distortion factor	<1%
	SNR	≥90dB
	Depth of call noise reduction	adjustable0-30dB

FAQ:

About Company:

- How long your company deal with electronic business? Are you manufacture ?

Jaskey Limited is a design development, manufacture company over 12 years experience and we specialize in trendy fashion electronics products with added value to consumer electronic market.

- Which factory audit you did ?

Our manufacture already did factory audit of Sedex 4P, BSCI, ISO9001 with a professional quality control system.

- Which market is your main business market?

Our main business market is Europe, U.S.A, Asia, South America etc.

- Do your company has your own brand or not?

We have our own brand SAWOLOL for our patented design smart audio section.

- Which payment term for your company ?

Normally it is T/T in advance (30% deposit before order confirmation and the balance before shipment) for mass order or LC at sight for big quantity order; For sample order with small amount , it is ok to transfer the payment via PayPal,Western union or Alipay as well.

- What Fair your company will attend each year?

Normally we will attend HKTDC Hong Kong Electronics Fair in both Spring and Autumn Edition and CES Fair etc. , please keep contact with us for our fair updated information via our website or our mail info@jaskeyworld.com , thanks!

About Products:

- Can you do OEM/ODM products?

We have a strong experienced in OEM/ODM customized audio products with R & D team, Product Design Team who can provide 3 new design products quarterly with unique design and high quality function to our business partner.

- Which certificate for your Automatic Sanitizer ?

Our products is comply with electronics products testing standard of CE,ROSH, FCC ,BQB etc.

- What is lead time for normal order?

Sample Time: 3-7 working for normal samples.

Mass Order Time: 25-35 days after sample approval for daily orders.

- Which package for the Automatic Sanitizer ?

Normally it is our standard gift box and it is OK to do customized package box as per requirments.

- How long time for the product warranty?

The warranty of products is one year from the date of shipping for the goods under normal use excluding batteries and other expendable accessories.

Please contact with us freely for any query via our customer service

mail info@jaskeyworld.com , thanks!We will full support you for our long time coming business cooperation,thanks!

This is our hot selling products□

[Active Noise Cancelling Wireless Earphone AEP-0219](#)

[Active Noise Cancelling TWS Earphones Bluetooth V5.1 Wireless Sport and Gaming Earbud AEP-0244](#)

[OPENEAR Bone Conduction Headphone HEP-0170](#)