


ABS + Bluetooth: 5.0  
10 :  
35 :mA  
300 :mA  
5-4 :  
2-1 :  
120  
NC 25dB  
2.4 :  
25\*45\*73 :mm



### TWS Binaural Wireless Hearing Aid





■ White



■ Black



■ Blue



■ Purple

# Wireless Bluetooth transmission

Wireless Bluetooth 5.1, 10 meters distance transmission



### Smart noise reduction

A woman with dark hair tied back, wearing a white earbud. She is looking down with her hand near her chin. A semi-transparent box at the bottom of the image contains a graph with two waveforms. The left waveform is labeled "Noise reduction before" and the right waveform is labeled "After the noise reduction". The right waveform is significantly lower in amplitude than the left one, indicating noise reduction.

Noise reduction before      After the noise reduction

### Use in multiple scenarios

Six circular images arranged in a 2x3 grid, each showing a different scenario where the earbuds are used. Below each image is a caption.

- One-on-one communication: Two women in business attire talking.
- Watching TV: A man and a woman sitting on a couch watching a screen.
- Play the music: A woman playing a guitar outdoors.
- conversation: Three people in a meeting looking at a laptop.
- From the conversation: An older man smiling while talking to a younger woman.
- Children communication: A woman talking to a young girl.

One-on-one communication      Watching TV      Play the music

conversation      From the conversation      Children communication



## HOW TO USE

Open the charging compartment, wait for the green/orange light to go out, and the headset prompts that the pairing is successful.

Open the charging compartment, wait for the green/orange light to go out, and the headset prompts that the pairing is successful. The earphones can be used individually or in pairs. In the state of playing music, touch the middle of the earphone handle with your hand, and the music sound of the music will change from small to large, and the volume can be controlled in a total of 16 levels

Pinch 1.5S to play music, then pinch 1.5S to pause the music

To answer the incoming call, tap 1S, and tap 1S to turn off the phone.

Hearing aid/assisted hearing mode, the 3S earphone has a prompt volume sound, indicating that the hearing aid auxiliary mode is turned on, and at the same time, the music can be played or paused without affecting the hearing aid function

In the hearing aid mode, the music volume can be adjusted.

You can use APP to pair earphones to adjust the effect of hearing aid magnification and adapt to different groups of people.

## TWS Binaural Wireless Hearing Aid

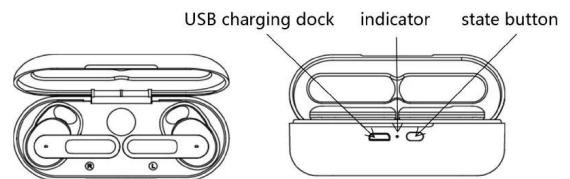


### IMPORTANT FUNCTIONS

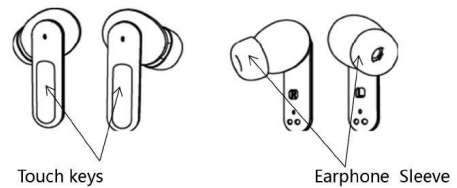
Wearing this hearing aid can significantly improve hearing

## OPERATION INTRODUCTION

### CHARGE WAREHOUSE



### TWS EARPHONE



## CHARGING COMPARTMENT FUNCTION

NO	Function	operational approach	LED indication
1	Charging the charging compartment	Connect lightning cable	When charging, the orange light flashes for a long time, and the orange light turns to green light for 3s after fully charged. Less than full power: the orange light keeps on for 8S;
2	Stop charging	Press the trigger button to unplug the lightning cable	Green light is on last 3S
3	Earphone in warehouse	Put the earphones in the compartment (after the earphones are in contact with the charging contacts)	Electricity > 10%, green light flash 1 time ; Electricity <=10%, orange light flash 1 time ;
4	Headphone out of warehouse	Headphone release bin (after the headphones leaves the charging contacts)	Electricity > 10%, green lightflash 1 time ; Electricity <=10%, orange light flash 1 time ;
5	low battery	When the power level of the trigger button is 0, remind	Orange light last flash, 3s
6	Charging compartment battery check	Short press button	Electricity > 25%, green light flash 1 time ; Electricity <=25%, orange light flash 1 time.;
7	Uncap	Open the charging compartment cover	Electricity > 10%, the green light turns on for 3 seconds and then goes out. Electricity <=10%, range light Flash 3 times;
8	Close the lid	Close the charging compartment cover	Electricity > 10%, the green light turns on for 3 seconds and then goes out; Electricity <=10%, the orange light turns on for 3s and goes out.
9	In-house matching	Open the cover, the green light(orange light is on and the headset is paired in the compartment)	Pairing successfully: the headset will prompt the pairing success message ONE TWO; Pairing failed: no prompt;
10	Full battery prompt	After fully charged	When it reaches full power: the green light is always on; When the lightning line is connected. When the battery is not full, press the button shortly, the orange light flashes for a long time; Fully charged, short press the button, the green light flash 1 time.

## PROMPT TONE

Key pattern	Function	functional operation	LED indicate	voice prompt
MFB	Power on	open a position	The green light goes out	POWER ON
	Power off	Warehousing	Green light out	POWER OFF
	Match	Warehouse Entry/Exit	Green light out	ONE TWO
	Hearing Aid Mode	Default	NA	
	Pure Bluetooth mode	Touch&Hold 3s	NA	The beep goes on twice
	Answering calls	Short Press	NA	One beep
	hang up	Long press 1s/ double click	NA	One beep
	Decline calls	Long press 1 NA	NA	One beep
	play music	Long press 1.5s	NA	One beep
	Pause	Long press 1.5s	NA	One beep
V+/V-	volume plus	Double click for 0.5s / hearing aid volume plus one level, a total of 6 levels, the volume is cycled from high to low	NA	Beep. . . .

## HEARING AID SPECIFICATIONS

Hearing aid specifications	sensitivity of a pickup	-38dB
	Pickup distance	3-5m
	Pickup noise suppression	-60db
	Howling suppression ratio	-40db
	Pickup gain	-30db
	Pickup frequency	125HZ-10KHZ

## BLUETOOTH SPECIFICATIONS

Bluetooth specifications	DSP	QC9864BT
	Bluetooth version	5.1
	Fraquency range	2.402GHz-2.480GHz
	ransmission distance (unobstructed)	≤15meter
	Track system	Stereo
	Output specifications	Speaker Impedance
Audio Power Output(Max)		135mW
Headphones Sensitivity		120dB
Fraquency range		20HZ-20KHZ
distortion factor		< 1%
SNR		≥90dB
Depth of call noise reduction		adjustable0-30dB

:□□□□□□□□

:□□□□□□ □□

□□□□□□ □□ □□□□□□□□□□ □□□□□□ □□ □□□□□ □□□□ □□□□□ □□ □□ -  
**Jaskey Limited** □□□□□□ □□ □□□□□□□ □□□□ □ □□□□□ 12 □□ □□□□ □□□□□ □□□□ □□ □□  
 .□□□□□□□□ □□□□□□□□□□ □□□□□ □□□ □□□□□□ □□□□□□ □□□□□□□□□□□□□□□□

□□□□ □□□ □□□□ □□□□□□ □□ □□ -

□□ □□□□□ □□□□□ □□□□□□ □□□□□ □□□□□□ □□□□ □□ SEDEX 4P □ BSCI □ ISO9001 □□□□□□ □□□□□□ □□□□ □□



[無線イヤホン 充電式 防水 高音質 高音質イヤホン 無線 AEP-0219](#)

[無線イヤホン 充電式 高音質 高音質イヤホン 無線 TWS Bluetooth v5.1 高音質イヤホン  
高音質イヤホン 高音質イヤホン AEP-0244](#)

[無線イヤホン 充電式 高音質 高音質イヤホン HEP-0170](#)